

# Método de los 20 días

Material elaborado por:

Isis Lugo

Lic. Educación Especial



# ¿En qué consiste el método?



El método de los 20 días o "Vacachadafa" es un método silábico, es decir, donde se trabaja a partir de sílabas.

El autor es desconocido pero aún así, el método ha sido altamente difundido y recomendado a través de las redes sociales.


Consta de 5 plantillas, que corresponden a las sílabas formadas por las vocales en combinación con las consonantes. Así tenemos la planilla de la "a", de la "e", etc.

Cada planilla se trabaja por 4 días seguidos, varias veces al día. Completando así los 20 días que requiere el método para aprender a leer.


# Pasos a seguir:



1. Empezando con la plantilla de la "a", se pide a los niños que señalen con su dedo la sílaba de cada cuadrado a la vez que mencionan tres veces en voz alta, para después completar la palabra. Por ejemplo:  
"ba,ba,ba, barquito" (los nombre siempre se mencionan en diminutivo)
2. Al terminar de leer toda la plantilla, se pide a los niños que propongan otras palabras que empiecen con las sílabas vistas.
3. Cada plantilla se trabaja dos o tres veces al día por cuatro días.
4. Al completar las 5 plantillas, los niños serán capaces de leer y formar palabras con sílabas directas.




ba va




ca ka



cha



da



fa



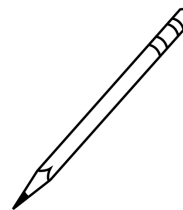
ga



ha



ja




la



lla




ma



na




pa



pi




ra



sa









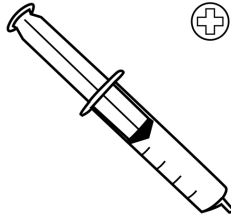










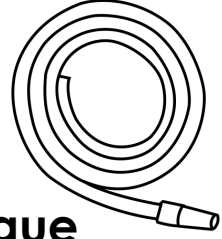

ta


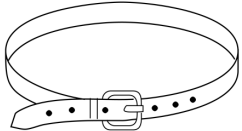



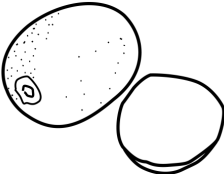

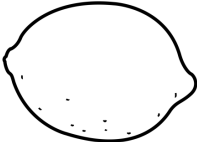








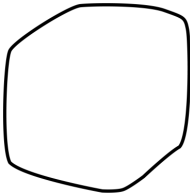




wa

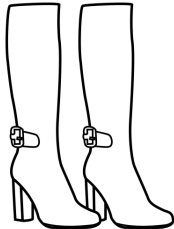


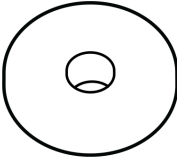























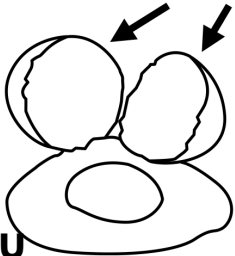







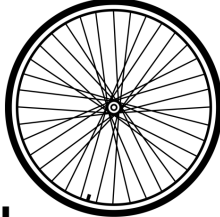
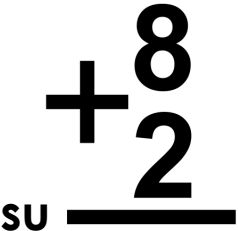


za

|  |  |   |   |   |
|--|--|---|---|---|
|  <p>be ve</p> |  <p>ce</p>                  |  <p>che</p>   |  <p>de</p>     |  <p>que ke</p> |
|  <p>fe</p>    |  <p>je ge</p>               |  <p>le</p>    |  <p>ye lle</p> |  <p>me</p>     |
|  <p>ne</p>    |  <p>pe</p>                  |  <p>re</p>    |  <p>ci</p>     |  <p>se</p>     |
|  <p>te</p>  | <p>HERMANO</p>  <p>he</p> |  <p>gue</p> |   |              |

|   |   |  |   |  |
|---|---|--|---|--|
| <br>bi vi  | <br>ci   | <br>chi            | <br>di     | <br>fi  |
| <br>ki qui | <br>ji   | <br>li             | <br>lli yi | <br>mi  |
| <br>ni     | <br>pi   | <br>ri             | <br>güi    | <br>si |
| <br>ti   | <br>hi | <br>piñito<br>ñi |   |       |



|  |  |  |  |   |
|--|--|--|--|---|
| <br>bo vo | <br>co ko | <br>cho  | <br>do  | <br>fo     |
| <br>go    | <br>ho    | <br>jo   | <br>lo  | <br>llo yo |
| <br>mo    | <br>no    | <br>ño   | <br>po | <br>ro     |
| <br>sol | <br>to  | <br>zo |  |          |

|  |   |   |   |   |
|--|---|---|---|---|
|  <p>bu vu</p> |  <p>cu</p>   |  <p>chu</p> |  <p>du</p> |  <p>fu</p> |
|  <p>gu</p>    |  <p>hu</p>   |  <p>ju</p>  |  <p>mu</p> |  <p>lu</p> |
|  <p>lu</p>    |  <p>nu</p>   |  <p>ñu</p>  |  <p>pu</p> |  <p>ru</p> |
|  <p>su</p>  |  <p>tu</p> |   |   |          |





# MUCHAS GRACIAS

Para mayor información visita:

[www.mamaymaestra.com](http://www.mamaymaestra.com)

Y mi canal de youtube:

<http://www.youtube.com/mamaymaestra>